

Tapping attachments for manual tapping application



RX
Newest series for high production with heavy duty ball clutch.



X
For general tapping with sensitive fiber clutch.



TC/DC
Adjustable self feed for accurate depth control in shallow holes.

Tapping attachments for drilling and milling machines and pneumatic, hydraulic and electric spindles

Since 1952 Tapmatic has manufactured the world's most popular line of compact self-reversing tapping attachments. Our experience and commitment to quality make these tools an excellent value. Although there are other products available on the market, a Tapmatic head is still the most economical to use. Our customers know they can count on our tools for many, many years of service.

Tapmatic offers a complete program of self-reversing tapping attachments to meet the most difficult requirements. Ruggedly built, these Tapmatic tools provide higher production rates due to:

- decrease in tap breakage
- production of perfect threads
- reduced cycle time through increased 1.75:1 reverse speed
- longer tap life
- accurate depth control
- better thread quality
- consistent trouble free performance
- interchangeable mounts
- left hand versions available on request

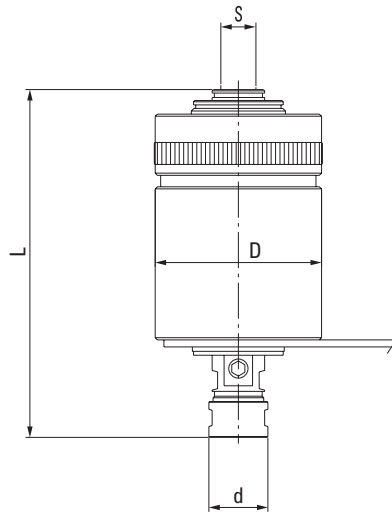


SPD
Positive drive for applications where torque control is not desirable. 1 to 1 reverse ratio simplifies adjustment of automatically controlled feed.



SPD-OC
With quick change spindle. Recommended for pipe taps.

High production self-reversing tapping attachments with high-speed reverse and pre-selective torque control



- for hard to machine material and high torque applications like roll form tapping
- less tap breakage due to pre-selective torque control
- reduced cycle time through increased 1.75:1 reverse speed
- easy handling, compact design
- easy adaptation with multiple interchangeable arbors

How to Order

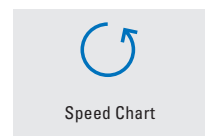

Please select the tapping attachment (A) and arbor (C) to fit your application. Choose an arbor to fit the thread or taper mount of the tapping attachment, with the Morse Taper, R8 or straight shank to fit your machine. Please order rubber flex collets and torque bars separately .

Dimensions

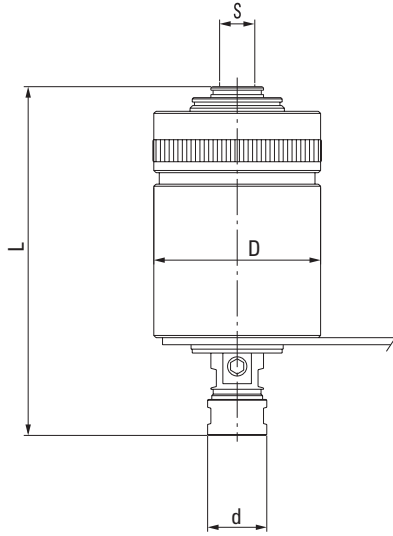
(A) Model	D mm	d mm	Self-feed mm T	Weight kg
RX30	53	19	3	0.7
RX50	76	27	5	1.8
RX70	88	36	7	3.0

Model	Order code	Capacity (steel)	Collets Rubber Flex	Max. RPM	Mounts S		L
					Taper mounts	Thread. mounts	
RX 30	013006	M1.4–M7 #0 - 1/4"	21600 21700	2000	JT6 B16 JT33	3/8"–24 1/2"–20	116
	013016						
	013033						
	013037						
	013050						
RX 50	015006	M3–M12 #6 - 1/2"	22100 22200	1500	JT6 B16 JT33	1/2"–20	157
	015016						
	015033						
	015050						
	015050						
RX 70	017003	M5–M18 #10 - 3/4"	24100 24500	1200	JT3	1/2"–20 7/8"–20	182
	017050						
	017087						
	017087						

Note: When using Roll Form Taps the tool's tapping capacity must be reduced by 25 %. Special thread mounts are also available to fit Burgmaster machines. All dimensions are shown in mm. 25.4mm = 1"



Self-reversing tapping attachments with high-speed reverse and pre-selective torque control



- easy handling, compact design
- less tap breakage due to pre-selective torque control
- easy adaptation with multiple interchangeable arbors
- reduced cycle time through increased 1.75:1 reverse speed
- only 2 Rubber Flex collets per model required. (exception 100XB)

How to Order

Please select the tapping attachment (A) and arbor (C) to fit your application. Choose an arbor to fit the thread or taper mount of the tapping attachment, with the Morse Taper, R8 or straight shank to fit your machine. Please order rubber flex collets and torque bars separately .

Note: X models with Quick Change or ER collet chuck are also available on request.

Dimensions

Model	D	d	Self-feed	Weight kg
100XB	33	9	5	0.2
30X	48	19	3.5	0.5
50X	70	27	6	1.4
70X	76	36	9	2.1
90X	105	57	13	5.0

(A) Model	Order code	Capacity (steel)	Collets Rubber Flex	Max. RPM	Mounts S		L
					Taper mounts	Thread. mounts	
100XB	16101	M0.5–M2, #0000-0	XB 21600 21700	2000	JT1		94
30X	10306	M1.4–M7			JT6		
	10312	#0 - 1/4"			B12		113
	10316			B16			
	10333			JT33			
	10331				5/16"–24*	104	
	10337				3/8"–24		
	10350				1/2"–20	113	
	10362				5/8"–16*		
	10375				3/4"–16*		
50X	10506	M3–M12	22100 22200	1500	JT6		153
	10516	#6 - 1/2"			B16		
	10533				JT33		148
	10537					3/8"–24	
	10550					1/2"–20	
	10562					5/8"–16*	
	10575					3/4"–16*	
70X	10703	M5–M18	24100 24500	1200	JT3		176
	10718	#10 - 5/8"			B18		
	10750					1/2"–20	219
	10762					5/8"–16*	
	10775					3/4"–16*	
	10787					7/8"–20	
90X	10904	M10–M30	26100 26200	600	JT4		219
	10915	1/2" - 1 1/8"					

Note: When using Roll Form Taps the tool's tapping capacity must be reduced by 25%.
 * These special thread mounts are only for Burgmaster machines.
 All dimensions are shown in mm. 25.4mm = 1"



RF Multi-range Collets



Arbors

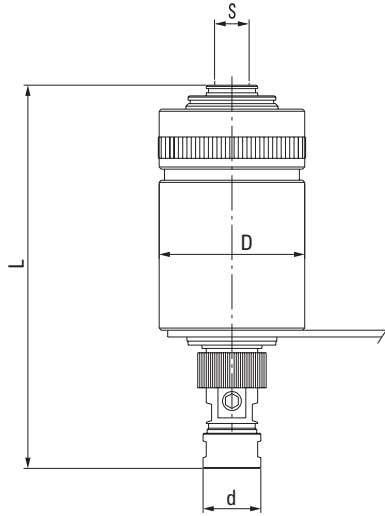


Torque Bar



Speed Chart

Self-reversing tapping attachments with high-speed reverse, pre-selective torque control and adjustment for shallow depth tapping



- adjustable depth control for shallow blind hole
- easy handling, compact design
- less tap breakage due to pre-selective torque control
- easy adaption with multiple interchangeable arbors
- reduced cycle time through increased 1.75:1 reverse speed
- only 2 Rubber Flex collets per model required.

How to Order

Please select the tapping attachment (A) and arbor (C) to fit your application. Choose an arbor to fit the thread or taper mount of the tapping attachment, with the Morse Taper, R8 or straight shank to fit your machine. Please order rubber flex collets and torque bars separately .

Dimensions

Model	D	d	Self-feed	Weight kg
30TC/DC	48	19	1.5-3.5	0.5
50TC/DC	70	27	2-6	1.2
70TC/DC	76	36	3-9	2.3

(A) Model	Order code	Capacity (steel)	Collets Rubber Flex	Max. RPM	Mounts S		L							
					Taper mounts	Thread. mounts								
30TC/DC	14306	M1.4-M7 #0 - 1/4"	21600 21700	2000	JT6 B12 B16 JT33		122							
	14312													
	14316													
	14333													
	14331													
	14337													
	14350													
	14362													
50TC/DC	14506	M3-M12 #6 - 1/2"	22100 22200	1500	JT6 B16 JT33		169							
	14516													
	14533													
	14537													
	14550													
	14562													
	70TC/DC							14703	M5-M18 #10 - 5/8"	24100 24500	1200	JT3 B18		191
								14718						
14750														
14762														
14787														

Note: When using Roll Form Taps the tool's tapping capacity must be reduced by 25 %.
 * These special thread mounts are only for Burgmaster machines.
 All dimensions are shown in mm. 25.4mm = 1"

Manual Attachments